





DMX Live control and Stand Alone controller

- USB connection
- 512 DMX512 channels universe in live mode (computer)
- 256 DMX512 channels universe in stand alone
- 8 dry contact trigger ports via HE10 connector
- stand alone mode with 1 area and 20 scenes




- 1 DMX1 ground
- 2 DMX1 data-
- 3 DMX1 data+



SPECIFICATIONS	
Package	Interface, cdrom, usb cable
OS Requirement	Mac OSx 10.6/10.7/10.8 - Windows XP/VISTA/SEVEN/8 32/64 bits and USB 2.0
Colors	Blue, Orange, Gray, Green, Marine, White, Red
Connections	XLR3, mini USB, 1 HE10
Power	Power From 5V to 5.5V DC (AC/DC adapter in option, ref: POWER1_EU)
Certifications	EC, EMC, ROHS, ETL, UL (some are in progress)
Interface	79x92x43 mm 90g
Package	140x135x50 mm 290g
Use	Environnement IP20 Temperature 0°C to 50°C
Buttons	2 buttons to change scene (previous/next) + 1 button to change dimmer

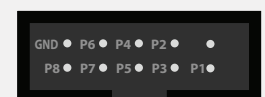
Internal HE10



- 1 GND
- 2 DIMMER
- 3 DMX 1+
- 4 PREVIOUS
- 5 DMX 1-
- 6 NEXT
- 7 UNUSED
- 8 DMX LED
- 9 VUSB 5V*
- 10 USB LED

CAUTION: DO NOT SHORT THE USB


External HE10



- P1 PORT 1
- P2 PORT 2
- P3 PORT 3
- P4 PORT 4
- P5 PORT 5
- P6 PORT 6
- P7 PORT 7
- P8 PORT 8
- GND Ground




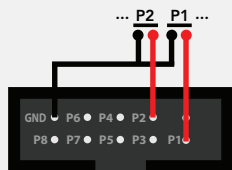
LIVE USE WITH COMPUTER



STAND ALONE USE

PORTS SETUP

Connect any of the port pins with the ground pin to trigger a volt free dry contact port. Ports can be combined in binary to have up to 255 triggers.



SOFTWARE TOOLS.EXE to set parameters



TOOLS TABS

Interface

Displays the serial number and firmware version

Stand Alone

Set the interface to stand alone mode

Firmware

Write the latest firmware

Test

Test DMX outputs and ports

Parameters

Adjust special parameters

Dmx Timing

Adjust DMX output signal

Nicolaudie software

- Easy Stand Alone software (PC)
- ESA2 software (PC & Mac)